

**MATHEMATICS**  
**Grade 1**  
**English/  
Sepedi**  
**Teacher's**  
**Resource**  
**Pack**  
**2020 TERM 2**



# Contents

1	Printable Resources	1
	Printable resource sheets	1
1	Mass vocabulary cards (lesson 38)	2
2	Dikarata tša Tlotlontšu ya Boima (Thuto ya 38)	3
2	Written assessments	4
	Written Assessment Lesson 6	9
	Kelo ya go Ngwalwa Thuto ya 6	9
	Written Assessment Lesson 12	12
	Kelo ya go Ngwalwa Thuto ya 12	12
	Written Assessment Lesson 17	15
	Kelo ya go Ngwalwa Thuto ya 17	15
	Written Assessment Lesson 24	17
	Kelo ya go Ngwalwa Thuto ya 24	17
	Written Assessment Lesson 33	19
	Kelo ya go Ngwalwa Thuto ya 33	19
	Written Assessment Lesson 37	22
	Kelo ya go Ngwalwa Thuto ya 37	22
	Written Assessment Lesson 43	24
	Kelo ya go Ngwalwa Thuto ya 43	24
	Written Assessment Lesson 49	26
	Kelo ya go Ngwalwa Thuto ya 49	26



# 1 Printable Resources

## Printable resource sheets

*This is a list of the mathematical resources that you will need this term. You need to make sure that you have them for the lessons for which they are recommended.*

*Le ke lenaneo la didirišwa tša mmetse tšeo o tlogo di hloka mo kotareng ye. O swanetše go netefatša go re o na le tšona ge o swaragane le dithutišo tšeo di loketšego go šomišwa le tšona.*

- |   |  |   |
|---|--|---|
| 1 | Mass vocabulary cards (lesson 38)              | 2 |
| 2 | Dikarata tša Tlotlontšu ya Boima (Thuto ya 38) | 3 |

### RESOURCES FOR EACH DAY OF TEACHING

There are also other resources such as informal resources (old magazines, pieces of string, scrap paper, etc.) that you may need in certain lessons. You should have a careful look at the list of resources needed for each lesson; this list is given in the lesson plans each day. Prepare yourself, so that you have the necessary resources for the lessons on a daily basis.

### DIDIRIŠWA TŠA TŠATŠI KA TŠATŠI TŠA GO RUTA

Go na le didirišwa tše dingwe gape tšeo di sego molaong (dimakasine tša kgale, diripana tša dithapo, ditshetlana tša pampiri, bjb.) tšeo o ka di hlokago go dithutišo tše dingwe. O swanetše go ntšha mahlo dinameng go lenaneo la didirišwa tšeo o di hlokago go thutišo ye nngwe le ye nngwe; lenaneo le le filwe ka peakanyong ya dithutišo tša letšatši le lengwe le le lengwe. Itokiše, gore o kgone go ba le didirišwa tšeo di hlokegago tša dithutišo letšatši le lengwe le le lengwe.

## 1 Mass vocabulary cards (lesson 38)

heavy

light

2 Dikarata tša Tlotlontšu ya Boima (Thuto ya 38)

imela

bofefo

## 2 Written assessments

### Assessment for learning

The table that you will use to guide your reflection on selected lesson plans (with reference to the notes in the introductory section of the lesson plans) is given here to print and use on a regular basis.

Grade	
Subject	Maths
Week	
Lesson	
1 Learning Objectives	
2 Success Criteria	a) The learner can  b) The learner can  c) The learner can
3. Oral Dialogue / Activity	



4. Written Activity / Task	
5. Homework	
6. Assessment Questions	

## Reflection template

---

Reflection

Unit \_\_\_\_\_

**Think about and make a note of:** *What went well? What did not go well? What did the learners find difficult or easy to understand or do? What will you do to support or extend learners? Did you complete all the work set for the unit? If not, how will you get back on track?*

*What will you change next time? Why?*

## Term 2 Assessment plan

The assessment for the term is designed into the lesson plans. Oral, practical and written assessment activities sequenced into the plans and located in the numbered lesson sequence.

The assessment that will be found in the lesson plans is the following:

1. Week 2 - Lesson 6
  - a. Written: Addition (20 marks)
  - b. Oral and practical: Numbers to 20 (7 marks)
2. Week 3 - Lesson 12
  - a. Written: Addition (16 marks)
3. Week 4 - Lesson 17
  - a. Written: Addition (10 marks)
  - b. Oral: Word problems (7 marks)
4. Week 5 - Lesson 24
  - a. Written: Subtraction (14 marks)
5. Week 7 - Lesson 33
  - a. Written: Addition and subtraction (16 marks)
6. Week 8 - Lesson 37
  - a. Written: Measurement - Length (14 marks)
  - b. Practical: Measurement - Length (7 marks)
7. Week 9 - Lesson 43
  - a. Written: Measurement - Capacity (10 marks)
  - b. Oral and practical: Measurement - Capacity (7 marks)
8. Week 10 - Lesson 49
  - a. Written: Space and shape (12 marks)

The mark sheet on the following page can be used to record the marks achieved by learners for the various assessment activities throughout the term and to calculate the final marks to be entered into SA SAMS for the Term 2 Assessment Task.



## Written Assessment Lesson 6

### Kelo ya go Ngwalwa Thuto ya 6

1 Fill in the blanks.

Tlatša dikgoba.

(6)

a

6	3

b

4	1

c

3	3

d

2	6

e

9	1

f

3	4

2 Write the number sentences.

Ngwala mafokopalo.

(6)

a.  \_\_\_\_\_ and/le  \_\_\_\_\_





make/di dira \_\_\_\_\_.

b.  \_\_\_\_\_ and/le  \_\_\_\_\_

make/di dira \_\_\_\_\_.

3 Draw dots in the ten frame to find the answer to the number sentence.

Thala marontho ka foreiming ya lesome go hwetša karabo ya lefokopalo. (4)

	Number sentence Lefokopalo	Ten frame Foreimi ya lesome
a	$4 + 2 = \underline{\quad}$	
b	$6 + 3 = \underline{\quad}$	
c	$7 + 3 = \underline{\quad}$	
d	$4 + 4 = \underline{\quad}$	

4 Write the number sentences.

Ngwala mafokopalo.

(4)

	Ten frame Foreimi ya lesome	Number sentence Lefokopalo										
a	<table border="1"> <tr> <td>●</td> <td>●</td> <td>●</td> <td>○</td> <td>○</td> </tr> <tr> <td></td> <td></td> <td></td> <td></td> <td></td> </tr> </table>	●	●	●	○	○						$\underline{\quad} + \underline{\quad} = \underline{\quad}$
●	●	●	○	○								
b	<table border="1"> <tr> <td>●</td> <td>●</td> <td>○</td> <td>○</td> <td></td> </tr> <tr> <td></td> <td></td> <td></td> <td></td> <td></td> </tr> </table>	●	●	○	○							$\underline{\quad} + \underline{\quad} = \underline{\quad}$
●	●	○	○									
c	<table border="1"> <tr> <td>●</td> <td>●</td> <td>●</td> <td>○</td> <td>○</td> </tr> <tr> <td>○</td> <td>○</td> <td></td> <td></td> <td></td> </tr> </table>	●	●	●	○	○	○	○				$\underline{\quad} + \underline{\quad} = \underline{\quad}$
●	●	●	○	○								
○	○											
d	<table border="1"> <tr> <td>●</td> <td>●</td> <td>●</td> <td>●</td> <td>●</td> </tr> <tr> <td>●</td> <td>○</td> <td>○</td> <td>○</td> <td></td> </tr> </table>	●	●	●	●	●	●	○	○	○		$\underline{\quad} + \underline{\quad} = \underline{\quad}$
●	●	●	●	●								
●	○	○	○									

## Written Assessment Lesson 12

### Kelo ya go Ngwalwa Thuto ya I2

1 Fill in the blanks and write a number sentence.

Tlatša dikgoba o be o ngwale lefokopalo.

(8)

a

1	2

$$\underline{\quad} + \underline{\quad} = \underline{\quad}$$

b

4	1

$$\underline{\quad} + \underline{\quad} = \underline{\quad}$$

c

3	3

$$\underline{\quad} + \underline{\quad} = \underline{\quad}$$

d

5	3

$$\underline{\quad} + \underline{\quad} = \underline{\quad}$$

e

3	7

$$\underline{\quad} + \underline{\quad} = \underline{\quad}$$

f

1	7

$$\underline{\quad} + \underline{\quad} = \underline{\quad}$$

g

2	8

$$\underline{\quad} + \underline{\quad} = \underline{\quad}$$

h

7	2

$$\underline{\quad} + \underline{\quad} = \underline{\quad}$$



2 Fill in the blanks and complete the number sentence.

Tlatša dikgoba o be o feleletše lefokopalo.

(8)

a

3	
2	

b

5	
3	

$$2 + \underline{\quad} = 3$$

$$3 + \underline{\quad} = 5$$

c

6	
4	

d

8	
1	

$$4 + \underline{\quad} = 6$$

$$1 + \underline{\quad} = 8$$

e

5	
	3

f

8	
	2

$$\underline{\quad} + 3 = 5$$

$$\underline{\quad} + 2 = 8$$

g

7	
	2

h

10	
	4

$$\underline{\quad} + 2 = 7$$

$$\underline{\quad} + 4 = 10$$

**ENRICHMENT/ MOŠOMO WA TLALELETŠO**

<p>Ntokozo has 3 marbles. Bongi has 2 more marbles than Ntokozo. How many marbles does Bongi have?</p>	<p>Mogau o na e dimabole tše 3. Tebogo o fetiša Mogau ka dimabole tše 2. Na Tebogo o na le dimabole tše kae?</p>
<p>There are 4 flowers in the vase. I put 3 more flowers in the vase. How many flowers are there now?</p>	<p>Go na le maloba a 4 ka gare ga sebjanatsopa. Ke tšhela maloba a mangwe gape a 3 ka gare ga sebjanatsopa. Na go na le maloba a makae gabjale?</p>

## Written Assessment Lesson 17

### Kelo ya go Ngwalwa Thuto ya 17

I Write the number sentence.

Ngwala lefokopalo.

(6)

	Ten frame Foreimi ya lesome	Number sentence Lefokopalo										
a	<table border="1"> <tr> <td>●</td><td>●</td><td>●</td><td>○</td><td>○</td> </tr> <tr> <td>○</td><td>○</td><td>○</td><td>○</td><td></td> </tr> </table>	●	●	●	○	○	○	○	○	○		$\underline{\quad} + \underline{\quad} = \underline{\quad}$
●	●	●	○	○								
○	○	○	○									
b	<table border="1"> <tr> <td>●</td><td>●</td><td>●</td><td>●</td><td>●</td> </tr> <tr> <td>○</td><td>○</td><td>○</td><td></td><td></td> </tr> </table>	●	●	●	●	●	○	○	○			$\underline{\quad} + \underline{\quad} = \underline{\quad}$
●	●	●	●	●								
○	○	○										
c	<table border="1"> <tr> <td>●</td><td>●</td><td>●</td><td>●</td><td>○</td> </tr> <tr> <td>○</td><td>○</td><td></td><td></td><td></td> </tr> </table>	●	●	●	●	○	○	○				$\underline{\quad} + \underline{\quad} = \underline{\quad}$
●	●	●	●	○								
○	○											
d	<table border="1"> <tr> <td>●</td><td>●</td><td>●</td><td>●</td><td>●</td> </tr> <tr> <td>○</td><td>○</td><td>○</td><td>○</td><td>○</td> </tr> </table>	●	●	●	●	●	○	○	○	○	○	$\underline{\quad} + \underline{\quad} = \underline{\quad}$
●	●	●	●	●								
○	○	○	○	○								

2 Fill in the blanks and complete the number sentence.

Tlatša dikgoba o be o ngwale lefokopalo.

(4)

a

7	
3	

$$3 + \underline{\quad} = 7$$

b

8	
2	

$$2 + \underline{\quad} = 8$$

c

q	
	3

$$\underline{\quad} + 3 = q$$

d

10	
	2

$$\underline{\quad} + 2 = 10$$

**ENRICHMENT/ MOŠOMO WA TLALELETŠO**

Thandeka has 5 sweets. Vusi has 2 more sweets than Thandeka. How many sweets does Vusi have?	Thatego o na le malekere a 5. Vusi o fetiša Thatego ka malekere a 2. Na Vusi o na le malekere a makae?
There are 4 blue flowers and 1 red flower in the garden. How many flowers are in the garden?	Go na le maloba a 4 a matalaleratadima le leloba le 1 le le khubedu ka serapeng. Na go na le maloba a makae ka serapeng?

## Written Assessment Lesson 24

### Kelo ya go Ngwalwa Thuto ya 24

1 Fill in the blanks.

Tlatša dikgoba.

(6)

a

10	
6	

b

7	
	3

c

8	
	3

d

9	
3	

e

6	
	2

f

10	
3	

2 Draw dots in the ten frame to find the answer to the number sentence.

Thala marontho ka foreiming ya lesome go hwetša karabo ya lefokopalo. (4)

	Number sentence Lefokopalo	Ten frame Foreimi ya lesome										
a	$5 - 1 = \underline{\quad}$	<table border="1"><tr><td></td><td></td><td></td><td></td><td></td></tr><tr><td></td><td></td><td></td><td></td><td></td></tr></table>										
b	$10 - 3 = \underline{\quad}$	<table border="1"><tr><td></td><td></td><td></td><td></td><td></td></tr><tr><td></td><td></td><td></td><td></td><td></td></tr></table>										
c	$9 - 4 = \underline{\quad}$	<table border="1"><tr><td></td><td></td><td></td><td></td><td></td></tr><tr><td></td><td></td><td></td><td></td><td></td></tr></table>										
d	$7 - 4 = \underline{\quad}$	<table border="1"><tr><td></td><td></td><td></td><td></td><td></td></tr><tr><td></td><td></td><td></td><td></td><td></td></tr></table>										

3 Write the number sentence.

Ngwala lefokopalo.

(4)

	Ten frame Foreimi ya lesome	Number sentence Lefokopalo
a		_____ = _____
b		_____ = _____
c		_____ = _____
d		_____ = _____

**ENRICHMENT/ MOŠOMO WA TLALELETŠO**

<p>I have 8 balls. 5 balls are green and the rest are yellow. How many yellow balls do I have?</p>	<p>Ke na le dikgwele tše 8. Dikgwele tše 5 ke tše ditalamorogo mola tše dingwe ka moka e le tše di serolane. Na ke na le dikgwele tše kae tše di serolane?</p>
<p>Bheki has 6 toy cars. He gives 2 toy cars to his friend. How many toy cars does Bheki have now?</p>	<p>Sipho o na le dibapadišane tše 6 tša dikoloi. O fa mogwera wa gagwe dibapadišane tše 2 tša dikoloi. Na Sipho o na le dibapadišane tše kae tša dikoloi gabjale?</p>

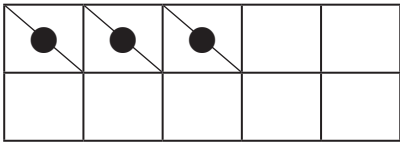
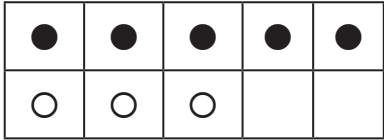
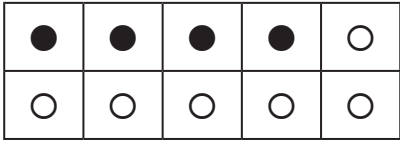
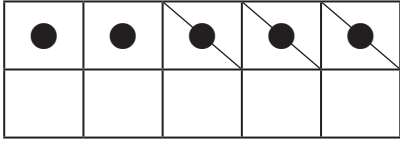
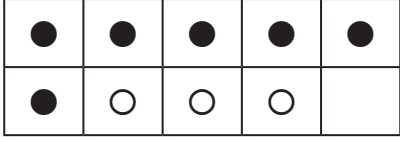
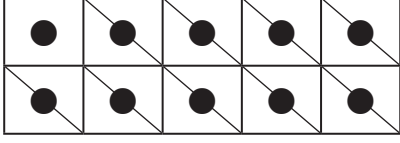
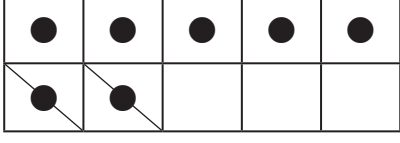
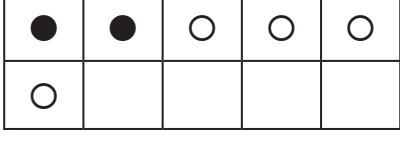
## Written Assessment Lesson 33

### Kelo ya go Ngwalwa Thuto ya 33

I Write the number sentence.

Ngwala lefokopalo.

(8)

	Ten frame Foreimi ya lesome	Number sentence Lefokopalo
a		_____ = _____
b		_____ = _____
c		_____ = _____
d		_____ = _____
e		_____ = _____
f		_____ = _____
g		_____ = _____
h		_____ = _____

2 Fill in the blanks and write a number sentence.

Tlatša dikgoba o be o ngwale lefokopalo.

(8)

a

7	
0	

b

3	5

c

9	
	9

\_\_\_\_\_ = \_\_\_\_\_

d

1	4

\_\_\_\_\_ = \_\_\_\_\_

e

6	0

\_\_\_\_\_ = \_\_\_\_\_

f

4	
1	

\_\_\_\_\_ = \_\_\_\_\_

g

10	
	4

\_\_\_\_\_ = \_\_\_\_\_

h

6	3

\_\_\_\_\_ = \_\_\_\_\_



**ENRICHMENT/ MOŠOMO WA TLALELETŠO**

<p>There are 7 dogs and 3 cats in the backyard. What is the difference between the number of dogs and the number of cats?</p>	<p>Go na le dimpša tše 7 le dikatse tše 3 ka morago ga ntlo. Na phapano magareng ga palo ya dimpša le palo ya dikatse ke bokae?</p>
<p>Nombuyiselo had 8 apples. She gave 2 apples to her mom. How many apples does Nombuyiselo have now?</p>	<p>Pušeletšo o be a na le diapole tše 8. O file mmagwe diapole tše 2. Na Pušeletšo o na le diapole tše kae gabjale?</p>

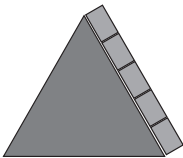


## Written Assessment Lesson 37

### Kelo ya go Ngwalwa Thuto ya 37

1 How many blocks are there on the edge?

Na go na le diploko tše kae mo morumong?

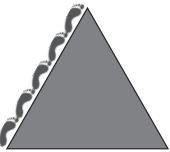


(3)

<p><b>a</b></p>  <p>_____</p>	<p><b>b</b></p>  <p>_____</p>	<p><b>c</b></p>  <p>_____</p>
--	--	--

2 How many feet are there on the edge?

Na go na le dikgato tše kae mo morumong?





(3)

<p><b>a</b></p>  <p>_____</p>	<p><b>b</b></p>  <p>_____</p>	<p><b>c</b></p>  <p>_____</p>
--	--	--

3 How many bottle tops are there on the side?

Na go na le dikhurumelo tše kae tša mapotlelo ka lehlakoreng?


(4)

<p><b>a</b></p>  <p>_____</p>	<p><b>b</b></p>  <p>_____</p>	<p><b>c</b></p>  <p>_____</p>	<p><b>d</b></p>  <p>_____</p>
--	--	---	--

4 Look at the picture below:

Lebelela seswantšho sa ka tlase:

(2)



a Length: \_\_\_\_\_ blocks.

Botelele: Diploko tše \_\_\_\_\_.


b. Width: \_\_\_\_\_ blocks.

Bophara: Diploko tše \_\_\_\_\_.

5 Look at the picture below:

Lebelela seswantšho sa ka tlase:

(2)



a. Length: \_\_\_\_\_ pencils.

Botelele: Diphensele tše \_\_\_\_\_.

b. Width: \_\_\_\_\_ pencils.

Bophara: Diphensele tše \_\_\_\_\_.


## Written Assessment Lesson 43

### Kelo ya go Ngwalwa Thuto ya 43

- 1 Colour in to show more water in the cup on the right.

Khalara go laetša meetse a mantši ka komiking ya ka go la go ja.

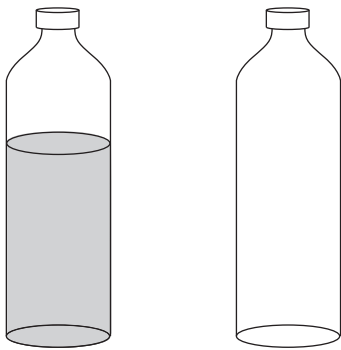
(1)



- 2 Colour in to show less water in the container on the right.

Khalara go laetša meetse a manyane ka gare ga setšhelo sa ka lehlakoreng la go ja.


(1)



- 3 Tick the container that will hold more.

Swaya setšhelo seo se ka swarago meetse a mantši.

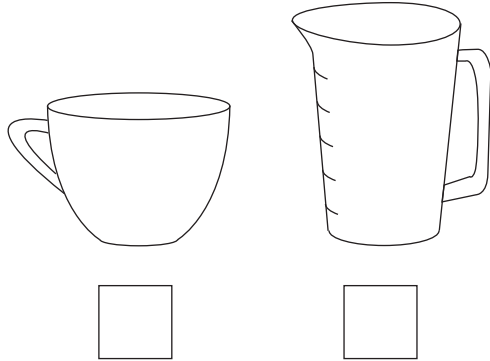
(1)



4 Tick the container that will hold less.

Swaya setšhelo seo se ka swarago meetse a manyane.

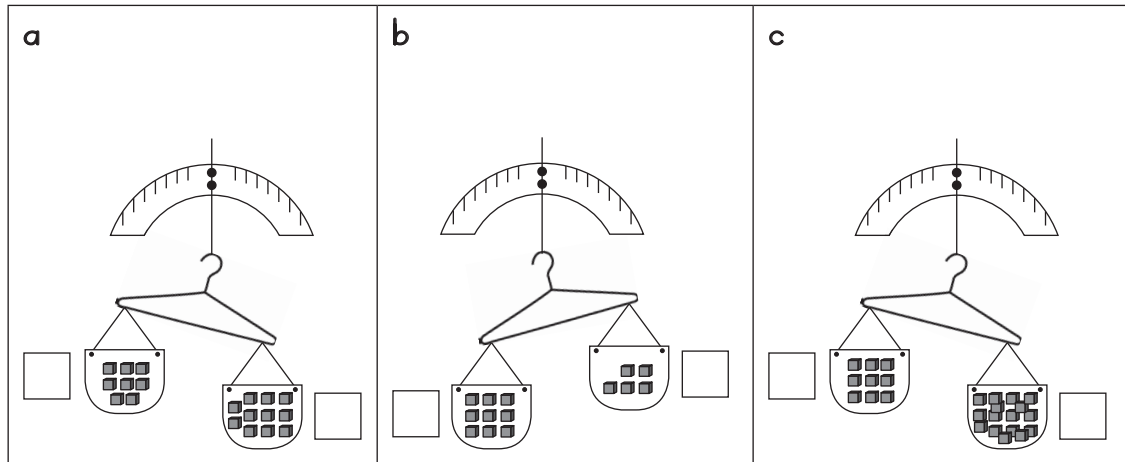
(1)



5 Tick the box next to the heavier container.

Swaya lepokisi la kgauswi le setšhelo se boima kudu.

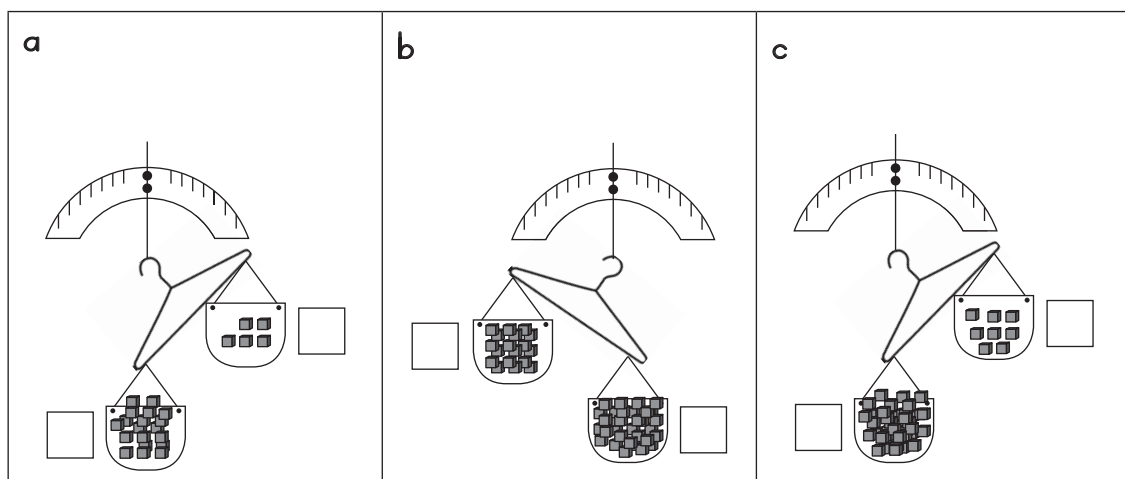
(3)



6 Tick the box next to the lighter container.

Swaya lepokisi la kgauswi le setšhelo sa go fefoga kudu.

(3)



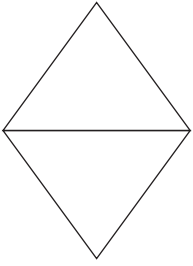

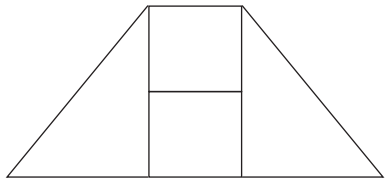

## Written Assessment Lesson 49

### Kelo ya go Ngwalwa Thuto ya 49

1 Copy the shape by connecting the dots.

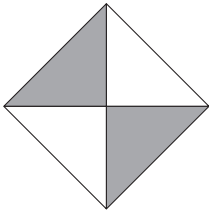
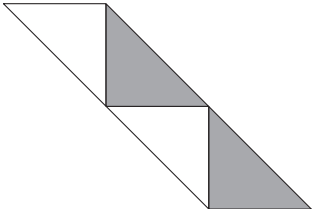
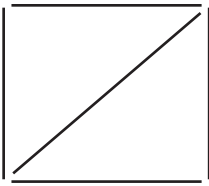
Kopolla sebopego ka go kopanya marontho.

(3 + 3 = 6)

<p><b>a</b></p>		
<p><b>b</b></p>		

## 2 Change the shapes.

Fetoša diboepgo.

a	Move one triangle Šuthiša khutlotharo e tee (1)
	(answers will vary)
b	Move two triangles Šuthiša dikhutlotharo tše pedi (2)
	
c	Move one stick Šuthiša phatana e tee (1)
	
d	Move two sticks Šuthiša diphatana tše pedi (2)
